



FEATURES

- 5 Year Warranty
- Sweep second hand
- AA battery movement
- Heavy-duty all metal bezel
- Durable powder coat finish
- Double dial mounting available
- Optional Battery Booster

GENERAL

american time™ america battery clocks are modern non-corrective clocks designed to be durable, dependable and easy to read. They are available in several sizes, shapes and colors.

DESCRIPTION

Clock bezel is constructed of durable, 21 gauge cold rolled steel, manufactured to specific high quality standards, with a durable powder coat finish. Glass crystal is highly resistant to scratches and discoloring and provides the best protection for the movement, dial and hands. Crystal has reduced rim projection and is convex to permit easy readability over a wide viewing angle. Shatter-resistant plexiglass crystals are also available. Customization of dials is available. The hour and minute hands are black aluminum. Sweep second hand is red aluminum.

Quartz-based battery movement uses one AA alkaline battery. Optional Battery Booster uses six AA batteries and extends clock operation for 5+ years.

ORDERING INFORMATION

Part #	Description	With Battery Booster Plus Part #	Description
R54??DD989	12" Round surface	R54??DD989BP	12" Round surface
R57??DD989	12" Square surface	R57??DD989BP	12" Square surface
R64BHDD989	15" Round surface	R64BHDD989BP	15" Round surface
R52??DD289	12" Round Double dial ceiling	R52??DD289BP	12" Round Double dial ceiling
R53??DD289	12" Round Double dial wall	R53??DD289BP	12" Round Double dial wall
R50??DD289	12" Square Double dial ceiling	R50??DD289BP	12" Square Double dial ceiling
R51??DD289	12" Square Double dial wall	R51??DD289BP	12" Square Double dial wall
R62BHDD289	15" Round Double dial ceiling	R62BHDD289BP	15" Round Double dial ceiling
R63BHDD289	15" Round Double dial wall	R63BHDD289BP	15" Round Double dial wall


Note: Replace the ?? in the part # with the 2 letter code for the bezel finish. See colors below.

BH=Black Sand GH=Steel Gray

Double dial mounting requires a 4" square electrical box in the wall or ceiling.

Note: Personalized dial option available. Add L to the end of the Part #.

BEZEL FINISHES

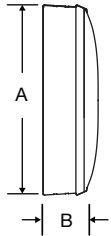


**Black Sand=BH Steel Gray=GH
(12" only)**

SPECIFICATIONS

Operating voltage	1.5vdc
Operating voltage range	1.2 to 1.7vdc
Current consumption	12" approx. 0.11mA; 15" 130mA
Motor output frequency	1 Hz
Operating temp range	23°F to 122°F (-5°C to +50°C)
Accuracy	Typical ±1 Sec/Day
Nominal torque at 1.5vdc	12" @1.5vdc=0.4 g/cm; 15" @1.35vdc= 50µNm
Quartz frequency	32.768 kHz

Steel surface mount



OUTSIDE DIMENSIONS

"A" Dimensions:

Round

13¼" for 12" clocks
16¼" for 15" clocks

"B" Dimensions: Surface

2¼" for 12" clocks
2¼" for 15" clocks

Double Dial:

Note: includes 2 surface clocks.

"A" Dimensions:

13¼" for 12" clocks
16¼" for 15" clocks

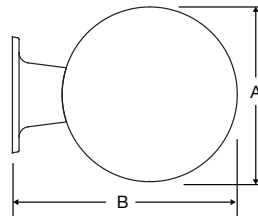
"B" Dimensions:

16⅞" for 12" clocks
19⅞" for 15" clocks

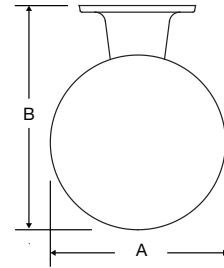
"C" Dimensions:

8⅝" for 12" & 15" clocks

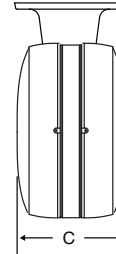
Wall mount round steel double dial



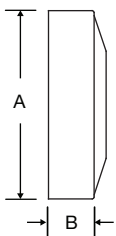
Ceiling mount round steel double dial



Steel double dial profile



Surface mount steel square



OUTSIDE DIMENSIONS

"A" Dimensions:

Square (12" only)
12⅝"

"B" Dimensions:

3¼"

Double Dial:

Note: includes 2 surface clocks.

"A" Dimensions:

12⅝"

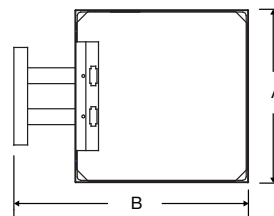
"B" Dimensions:

17⅞"

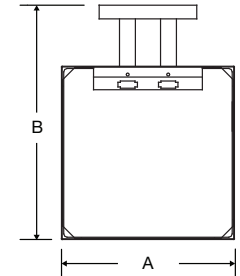
"C" Dimensions:

6⅝"

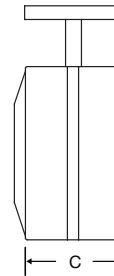
Wall mount steel square double dial mechanical



Ceiling mount steel square double dial mechanical



Steel square double dial profile



At American Time, we continually strive to improve our products to meet our customers' needs and to provide the best possible value. The above specifications are believed to be correct, are subject to change without notice and may otherwise vary from the above. Please call if you need verification of any specifications or the suitability of a particular product for a particular application. © American Time