

**Impulse Clocks
2 or 3-Wire Hourly Corrective
Metal Case**

Manufactured in Dassel, MN



FEATURES

- **2 Year Warranty**
- Individual automatic supervision
- Hourly correction
- Quality impulse movement
- Attractive modern design
- Heavy-duty construction
- Metal case
- Double dial mounting

GENERAL

The **American Time**® Impulse corrective clocks are used with the AllSync IQ® master clocks to provide continuous accurate time indication. The secondary clocks are provided in round or square metal cases with glass (12" and 18" clocks) or plexiglass (15" clocks) crystals and bold, black numerals and minute markers on a non-yellowing white dial. Stylish hour and minute hands are aluminum with a black finish.

DESCRIPTION

American Time clocks may be surface, flush or double dial mounted and are available in 12", 15" or 18" round and 12" square. Flush mount clocks require a flush backbox. The minute impulse secondary clock receives an electric impulse from the master clock once each minute advancing it one minute. Each hour, rapid impulses are emitted from the master clock to the secondary clock system by means of a third wire, or reverse polarity on 2-wire versions, to provide hourly supervision of all secondary clocks. The hourly correction function will adjust secondary clocks, which are up to 20 minutes slow or up to 10 minutes fast.

ORDERING INFORMATION

2-Wire Clocks - 24vdc

Part #	Description
A54BHFF422	12" Rd Surface
A55BHFF522	12" Rd Flush
A57BHFF422	12" Sq Surface
A58BHFF522	12" Sq Flush
A64BGFF422	15" Rd Surface
A65BGFF522	15" Rd Flush
A74BHFF422	18" Rd Surface
A75BHFF522	18" Rd Flush
A53BHFF222	12" Rd Double dial wall
A52BHFF222	12" Rd Double dial ceiling
A63BGFF222	15" Rd Double dial wall
A62BGFF222	15" Rd Double dial ceiling

CFB104 12", 15", 18" Flush backbox

Double dial mounting to wall requires 4" square electrical box in wall.

Note: Personalized dial option available. Add L to the end of the Part #.

3-Wire Clocks - 24vdc

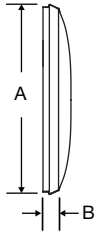
Part #	Description
A54BHJF422	12" Rd Surface
A55BHJF522	12" Rd Flush
A57BHJF422	12" Sq Surface
A58BHJF522	12" Sq Flush
A64BGJF422	15" Rd Surface
A65BGJF522	15" Rd Flush
A74BHJF422	18" Rd Surface
A75BHJF522	18" Rd Flush
A53BHJF222	12" Rd Double dial wall
A52BHJF222	12" Rd Double dial ceiling
A63BGJF222	15" Rd Double dial wall
A62BGJF222	15" Rd Double dial ceiling

SPECIFICATIONS

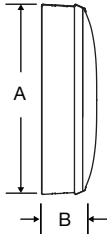
Electrical requirements:

24vdc Correction .067 amps.

Steel flush mount



Steel surface mount



OUTSIDE DIMENSIONS

“A” Dimensions:

- 13¼" for 12" clocks
- 16¼" for 15" surface clocks
- 16" for 15" flush clocks
- 19" for 18" clocks

“B” Dimensions: Surface

- 2¼" for 12", 15"
- 3¼" for 18" clocks

“B” Dimensions: Flush

- 1⅝" for 12", 15"
- 1⅞" for 18" clocks

Double Dial:

Note: includes 2 surface clocks

“A” Dimensions:

- 13¼" for 12" clocks
- 16¼" for 15" clocks

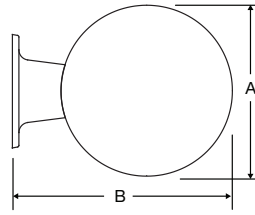
“B” Dimensions:

- 16⅞" for 12" clocks
- 19⅞" for 15" clocks

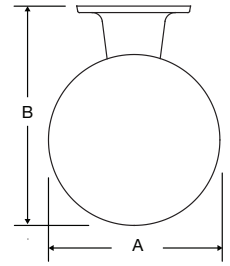
“C” Dimensions:

- 8" for 12" and 15" clocks

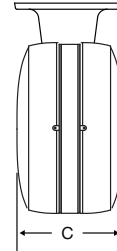
Wall mount round steel double dial



Ceiling mount round steel double dial



Steel double dial profile



Flush mount steel square



Surface mount steel square



Square 12" only
OUTSIDE DIMENSIONS

Flush

“A” Dimensions:

- 12⅝"

“B” Dimensions: Surface

- 3¼"

“B” Dimensions: Flush

- 1⅝"

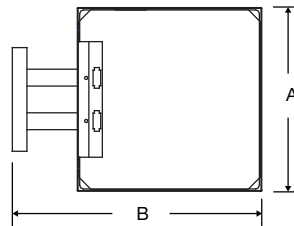
“B” Dimensions: Double Dial

- 17⅞"

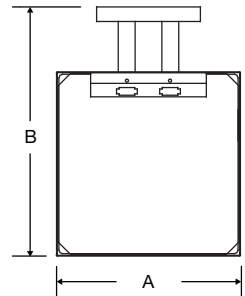
“C” Dimensions: Flush

- 6⅝"

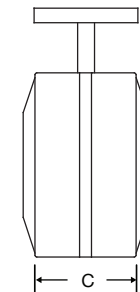
Wall mount steel square double dial mechanical



Ceiling mount steel square double dial mechanical



Steel square double dial profile



At American Time, we continually strive to improve our products to meet our customers' needs and to provide the best possible value. The above specifications are believed to be correct, are subject to change without notice and may otherwise vary from the above. Please call if you need verification of any specifications or the suitability of a particular product for a particular application.

© American Time