

**Impulse Clocks
2-Wire Hourly and
12 Hour Corrective
Metal Case**
Manufactured in Dassel, MN



FEATURES

- 2 Year Warranty
- Individual automatic supervision
- Hourly and 12-hour correction
- Quality impulse movement
- Attractive modern design
- Heavy-duty construction
- Metal case
- Double dial mounting

GENERAL

The **American Time**® 2- or 3-wire Impulse corrective clocks are used with the AllSync IQ® master clocks to provide continuous accurate time indication. The secondary clocks are provided in round or square metal cases with glass crystals (plexiglass crystals standard on 15" clocks) and bold, black numerals and minute markers on a non-yellowing white dial. Stylish hour and minute hands are aluminum with a black finish.

DESCRIPTION

American Time clocks may be surface, flush or double dial mounted and are available in 12", 15" or 18" round and 12" square. The 2 or 3-wire minute impulse secondary clock receives an electric impulse from the master clock once each minute advancing it one minute. Each hour, rapid impulses are emitted from the master clock to the secondary clock system by means of a third wire to provide hourly supervision of all secondary clocks. The hourly correction function will adjust secondary clocks, which are up to 20 minutes slow or up to 10 minutes fast. In the event of a power failure in excess of 58 minutes, the 12-hour correction will automatically advance all secondary clocks to the correct time upon resumption of power. Flush mount clocks require a flush backbox.

ORDERING INFORMATION

2-wire - Hourly & 12 Hour Correction

Part #	Description
B54BHFG404	12" Rd Surface
B55BHFG604	12" Rd Flush
B57BHFG404	12" Sq Surface
B58BHFG604	12" Sq Flush
B64BGFG404	15" Rd Surface
B65BGFG604	15" Rd Flush
B74BHFG404	18" Rd Surface
B75BHFG604	18" Rd Flush
B53BHFG204	12" Rd Double dial wall
B52BHFG204	12" Rd Double dial ceiling
B63BGFG204	15" Rd Double dial wall
B62BGFG204	15" Rd Double dial ceiling

CFB106 12", 15", 18" Flush backbox


Also available in 3-wire, consult factory for part numbers.

Double dial mounting to wall requires 4" square electrical box in wall.

Note: Personalized dial option available. Add L to the end of the Part #.

Note: For Steel Gray case, change the BH in the Part # to GH.

Bezel Colors



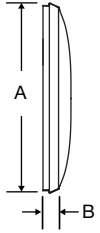
**Black Sand=BH Steel Gray=GH
(12" only)**

SPECIFICATIONS

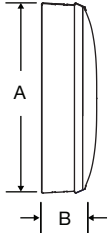
Electrical requirements:

24vdc Correction .067 amps.

Steel flush mount



Steel surface mount



OUTSIDE DIMENSIONS

“A” Dimensions:

- 13¹/₄" for 12" clocks
- 16¹/₄" for 15" surface clocks
- 16" for 15" flush clocks
- 19" for 18" clocks

“B” Dimensions: Surface

- 2¹/₄" for 10", 12", 15"
- 3¹/₄" for 18" clocks

“B” Dimensions: Flush

- 1⁵/₈" for 12", 15"
- 1⁷/₈" for 18" clocks

Double Dial:

Note: includes 2 surface clocks

“A” Dimensions:

- 13¹/₄" for 12" clocks
- 16¹/₄" for 15" clocks

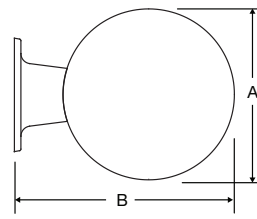
“B” Dimensions:

- 16⁷/₈" for 12" clocks
- 19⁷/₈" for 15" clocks

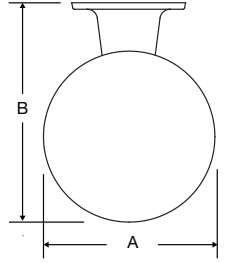
“C” Dimensions:

- 8" for 12" & 15" clocks

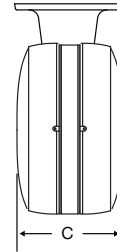
Wall mount round steel double dial



Ceiling mount round steel double dial



Steel double dial profile



Flush mount steel square



Surface mount steel square



Square 12" only
OUTSIDE DIMENSIONS

Flush

“A” Dimensions:

- 12⁵/₈"

“B” Dimensions: Surface

- 3¹/₄"

“B” Dimensions: Flush

- 1⁵/₈"

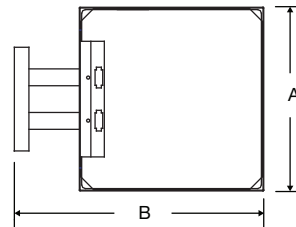
“B” Dimensions: Double Dial

- 17¹/₈"

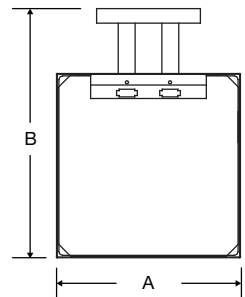
“C” Dimensions: Flush

- 6⁵/₈"

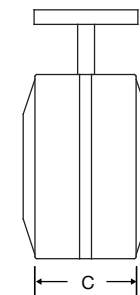
Wall mount steel square double dial mechanical



Ceiling mount steel square double dial mechanical



Steel square double dial profile



At American Time, we continually strive to improve our products to meet our customers' needs and to provide the best possible value. The above specifications are believed to be correct, are subject to change without notice and may otherwise vary from the above. Please call if you need verification of any specifications or the suitability of a particular product for a particular application.

© American Time