

FEATURES

- 5 Year Warranty
- UL Listed
- Internal clock accuracy of ±1 minute per year
- Guaranteed coverage with one transmitter
- Sync options: Ethernet and GPS
- Automatic Daylight Saving Time & Leap Year correction
- Control of up to 6 signal circuits
- 100% FCC compliant
- Available with 25 and 40 watt external transmitter
- Time Zone clock support for up to 8 unique time zones
- Field upgrades via USB flash drive

SYSTEM CONTROLLER SPECIFICATIONS

Input voltage to power adapter: 100-240vac, 50/60 Hz
 Output voltage from power adapter: 12.0 ±0.6 vdc
 Average power: 13 watts
 Fuse: (input power) 8 amps, 250vac, Subminiature
 Standby timekeeping: 10 years
 Memory/Time backup: CR2032 lithium battery, 240 mAh capacity
 Timekeeping accuracy: ±1 minute/year without correction from GPS or Ethernet time reference
 Program retention: Unlimited
 Programmable Events: 9,999 events total
 Schedules: 99 maximum
 Signal duration: Programmable 1-9 seconds or continuous On
 UL Listed: File #E157522
 Optional clock circuits (1): Dry contacts rated at 250vac, 8 amps resistive, 5 amps inductive
 Clock circuit fuses (2): 8 amps, 250vac, Subminiature
 Optional signal circuits (6): Dry contacts rated at 250vac, Continuous: 7.5 amps resistive, 5 amps inductive,
 50% duty cycle*: 10 amps resistive
 Physical dimensions: 5"h x 16⁷/₈"w x 8"d
 Temperature range: 32°-140°F (0°-60°C)
 Mounting: Desktop or rack mount
 Communication: Ethernet, RS-422 (GPS Plus), RS-232 (Std GPS), Contact Closure Sync (2-wire)
 Shipping weight: 7¹/₂ ± 1/2 lbs.
 Display: 128 x 64 graphics LCD
 Keypad: 16 button tactile feedback membrane switch
 RF frequency range: 450-470 MHz
 Channel Spacing: 12.5kHz

*50% duty cycle is defined as all signal relays on for one minute, off for one minute, repeating

EXTERNAL TRANSMITTER SPECIFICATIONS

Fuse: 5 amps, 250vac
 AC Input: 90-240vac, 50/60 Hz, 120w
 Peak Power: 25 watt-120 watts
 45 watt-160 watts
 Average Power: 25 watt-38 watts
 45 watt-45 watts
 Physical Dimensions: 3"h x 16.75"w x 13"d
 Shipping Weight: 12.75 lbs.

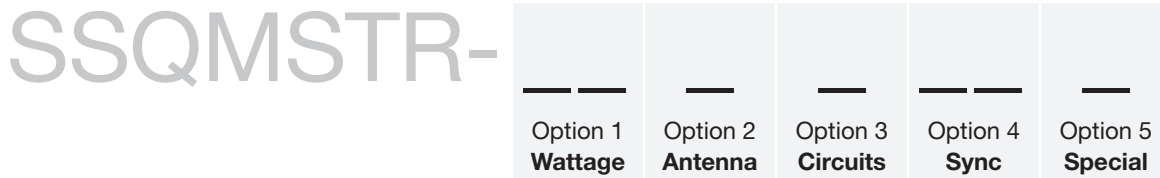


ORDERING INFORMATION

Model Nomenclature

SiteSync IQ master clocks are available with a variety of options. The following describes those options and how they make up each model number.

Each model number begins with **SSQMSTR-** followed by these Options:



Option 1 – **Wattage**. Indicate the power for the transmitter (**25**=25 watts, **45**=40 watts internal transmitter).

Option 2 – Transmitter **Antenna** Type.

- N** = Magnetic Mount. Standard with 5 & 10 watt models. Typically mounted on the interior of the building.
- C** = Campus. Mounts on the exterior of the building (most recommended).

Option 3 – **Circuits**. Indicate the number of clock and/or dry contact circuits.

- 0** = No bell circuits.
- 2** = Two clock circuits (runs wired clocks).
- 6** = Six bell circuits.
- 8** = Clocks & bell circuits.

Option 4 – Time **Sync**. One or two characters in model number based on the following:

- B** = Base. 2-wire sync. Allows a SiteSync IQ System Controller to be synchronized with existing equipment with a contact closure. This type of synchronization can also be implemented between two SiteSync IQ System Controllers.
- E** = Ethernet. Provides time synchronization via Simple Network Time Protocol (SNTP) or Daytime Protocol from Internet Time Servers or an internal Network Time Server. It eliminates the need to mount an outside receiving antenna. The Ethernet option also includes the Remote Connect web server, which enables event programming, circuit selection and activation and other system features remotely accessed via web browser from a computer.
- G** = GPS. Provides time synchronization via Global Positioning system. See specifications on Page 3.
- GE** = GPS and Ethernet.
- P** = GPS Plus. Includes weather-tight, non-corrosive connections for outdoor installation and can be extended further (up to 1500 ft.) than the Standard GPS option.
- PE** = GPS Plus and Ethernet.

Option 5 – **Special**. Not required.

- Y** = Special Frequency. Please contact Customer Service: 800-328-8996.
- X** = Other Special Options. Please contact Customer Service: 800-328-8996.

Optional Rack Mount Kit

Part # H004100

Kit Includes: 2 ears, 8 screws, installation instructions

Construction: 18 gauge steel

Finish: Powder coated black



Standard GPS Option Receiver H003738X

For best results, mount the GPS antenna to an outside wall or to a mast on the roof with a clear view of the sky. The location should be unobstructed by trees, branches, power lines and other buildings, etc.

SPECIFICATIONS

- Input voltage: 4.0 -5.5vdc
- Input current: 60mA @ 5vdc
- Baud rate: 4800
- Color: Black
- Size:750" thick x 2.375" diameter with
15 ft. vw-1 Rated cord
- Weight: 115.6 grams
- Connector plug-in: RJ45
- Operating temperature: -22°F to 176°F (-30°C to 80°C)
- Storage temperature: -40°F to 194°F (-40°C to 90°C)
- Cable extensions: Optional: 25 ft., H001840, CMX Rated
50 ft., H001841, CMX Rated
50 ft., H001841P, Plenum Rated
75 ft., H001842, CMX Rated
100 ft., H004340P, Plenum Rated



GPS Plus Option Receiver H000817 Kit w/50ft Cable

This option provides time synchronization via the Global Positioning System (GPS). The option includes weather-tight, non-corrosive connections for outdoor installation and can be extended further (up to 1500 ft.) than the Standard GPS option.

SPECIFICATIONS

- Input voltage: +9V - 32 volts DC
- Input current: 130mA maximum
- Communication: RS422
- Baud rate: 9600
- Color: Black/Dark Gray
- Size: 4.4" deep x 2.17" high (102mm x 76mm)
..... with 20" pigtail and 50 ft. extension
- Weight: 14 oz. (0.4 kg)
- Housing material: Cylolac ABS Radome, Aluminum base
- Connector plug-in: Deutsch MMP21-2212S1 (12-pin Male)
- Operating temperature: -40°F to +167°F (-40°C to +75°C)
- Storage temperature: -40°F to +185°F (-40°C to 85°C)
- Relative humidity: 85% non-condensing at -22°F to +140°F
..... (-30°C to +60°C)
- Cable extensions: Optional 50 ft. extensions (H000818 not pictured)
- Max. extension cable length: 1500 ft. (457m) total



All external components are U/V stabilized for extended exposure to the sun and the elements.

All cables include shrink tubing for sealing connections.


WIRELESS TRANSMITTING ANTENNA H002978T

Antenna Specifications

- Frequency range: 450-470 MHz
- VSWR: <1.5:1
- Nominal gain: 0 dBd
- Nominal impedance: 50 Ohms
- Polarization: Vertical
- Pattern: Omni-Directional
- Antenna lightning protection: DC ground
- Termination: N-Female connector
- Height: 25"
- Width: 1³/₈"
- Weight: 0.85 lbs.
- Rated wind velocity: 125 mph
- Rated wind velocity w/0.5" radial ice: 85 mph

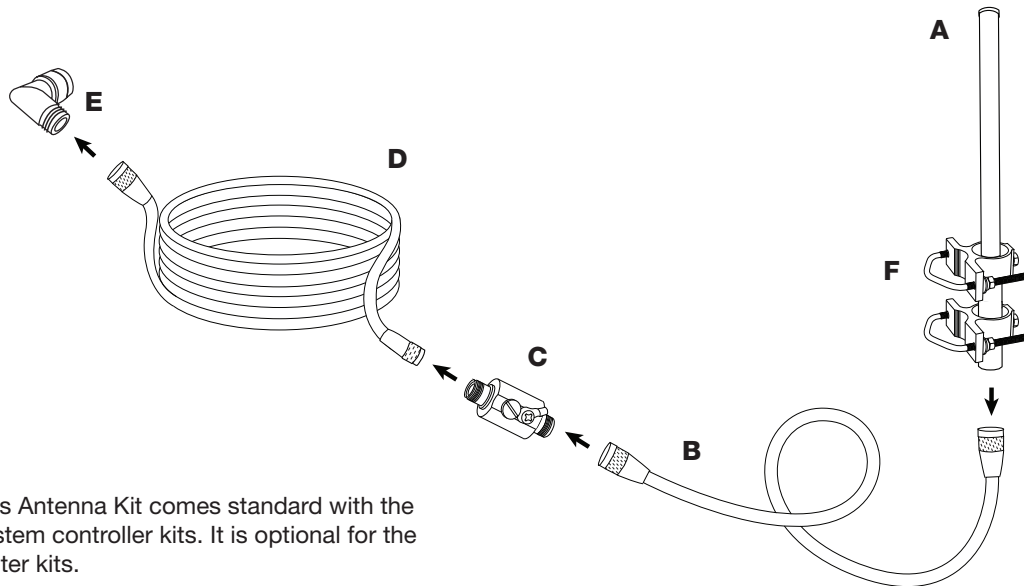
Lightning Arrester Specifications

- Breakdown voltage: 350vac
- Protection: 5000 Amps
- Maximum power: 1000 watts
(0-1000 MHz)



Kit Includes:

- A. Heavy-duty, outdoor type 26 in. fiberglass antenna
- B. 10 ft. RG-8/U COAX cable
- C. Lightning Arrester
- D. 50 ft. RG-8/U COAX cable
- E. N female to N male right angle adapter
- F. Mounting kit



Note: This Campus Antenna Kit comes standard with the 25 and 40 watt system controller kits. It is optional for the 5 and 10 watt master kits.

At American Time, we continually strive to improve our products to meet our customers' needs and to provide the best possible value. The above specifications are believed to be correct, are subject to change without notice and may otherwise vary from the above. Please call if you need verification of any specifications or the suitability of a particular product for a particular application.

© American Time