

## Global Series Digital PoE Clocks



4", 6-digit



(optional) **ATSTCS-PGE**  
Timer Control Station

### FEATURES

- 3 year warranty
- Time zone management
- Supports up to 10 SNTP servers for redundancy
- Included wall mount hanger bracket
- Supports Daylight Saving Time
- 12/24 Hour Mode with PM indicator
- Power over Ethernet (IEEE802.3af)
- DHCP or Static IP addressing
- Network Clock Connect configuration
- Programmable brightness controls (High, Low, Sleep, Off)
- Countdown timer
- Scheduling (Buzzer/Relay) - maximum of 100 scheduled events

### OPTIONAL FEATURES

- Elapsed Time Indication (ETI) with Code Blue
- Configurable date/time toggle durations
- Calendar Clock Display Modes:

MM:DD:YY	DD:MM:YY	YY:MM:DD	M:D:YY	D:M:YY	YY:M:D
----------	----------	----------	--------	--------	--------

### CERTIFICATIONS

- Electromagnetic Emissions
  - EN 55032:2012/AC:2013 Class B
  - FCC 15.107:2018 Class B
  - FCC 15.109:2018 Class B
  - ICES-003:2016 Class B
- Electromagnetic Immunity
  - EN 55024:2010
- Safety CB

### DESCRIPTION

Power over Ethernet (PoE) is a recognized standard (IEEE802.3af) for delivering power over an Ethernet cable. PoE uses a single CAT5 or higher Ethernet patch cable to provide both power and synchronization signals, saving on installation costs and maintenance. It is recommended that an Uninterruptible Power Supply (UPS) be part of the Ethernet network system to maintain clock function during a power outage.

Enclosure constructed of polished black anodized aluminum.

PoE clocks with the buzzer option have a decibel rating of 65 dBA at 10 feet. Clocks are provisioned and monitored through the inCloud Management Portal. Up to 100 events can be scheduled and managed with Network Clock Connect.

Download at: <http://www.american-time.com/support/product-documentation?t=10>



4", 4-digit

### (optional) **CALENDAR**



2.5", 4 and 6-digit

## ORDERING INFORMATION

PGEXXXXXE- Base version

PGEXXXXXEB - Base w/Buzzer

PGEXMXXE - Base w/Calendar

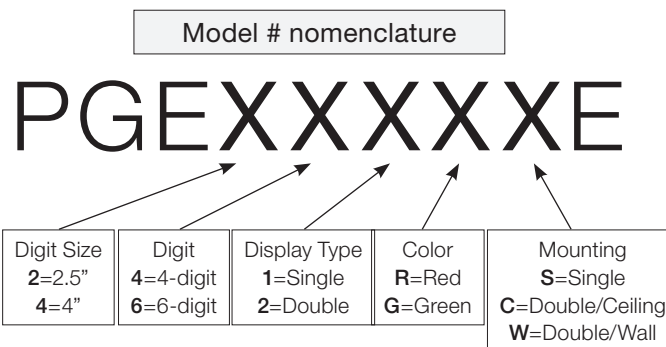
PGEXMXXEB - Base w/Calendar & Buzzer

**Note:** The X's are model dependent

## Accessories

TMA200 Single port PoE injector

ATSTCS-PGE Timer Control Station



**Note:** PoE clocks are factory set to your time zone. Please specify when placing an order.

## SPECIFICATIONS

### Dimensions:

Digital Clocks: 2.5" display: 4 & 6 digit - 12.250" x 5.1875" x 2.5"d

4" display: 4 digit - 12.250" x 6.8750" x 2.5"d

4" display: 6 digit - 17.250" x 6.8750" x 2.5"d

ATSTCS-PGE Timer Control Station: 4.63"h X 4.56"w X 1.25"deep

**Weight:** Digital Clock: Varies by model

ATSTCS-PGE Timer Control Station: 0.27 lb.

**Visibility:** 2.5" display: up to 125'

4.0" display: up to 200'

**Power Consumption:** PoE, IEEE 802.3af compliant

Size	Digits	Color	Power average	Power Max
2.5"	4	Green	5.0W	6.0W
		Red	5.5W	7.0W
	6	Green	6.0W	7.0W
		Red	6.5W	8.0W

Size	Digits	Color	Power average	Power Max
4"	4	Green	5.0W	6.0W
		Red	5.5W	7.0W
	6	Green	6.0W	7.0W
		Red	6.5W	8.0W

**Operating Temperature:**..... 32°F to 104°F (0° to 40°C)

**Operating Humidity:** ..... 95% maximum, non-condensing

**Accuracy:** ..... ±1 second

## BUZZER/RELAY OPTION SPECIFICATIONS

### Dry contact closure

Wiring for internal relay closure:

**Maximum Voltage:**..... 125vdc, 150vac

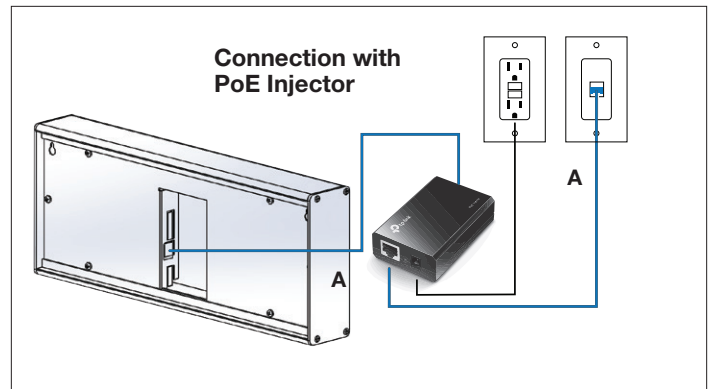
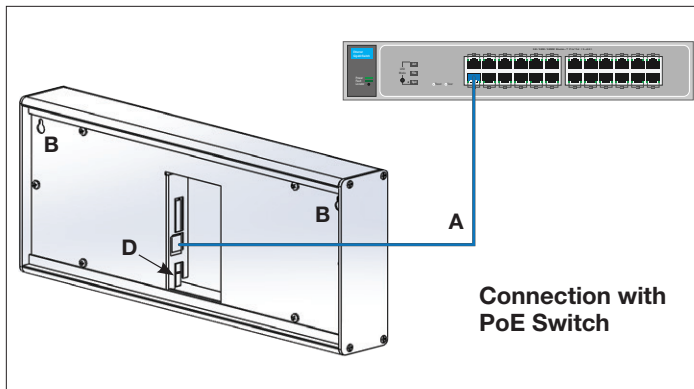
**Maximum Switched Current:**1A

**Maximum Carrying Current:** 1A

**Maximum Switch Power:**..... 30W (DC), 60VA (AC)

At American Time, we continually strive to improve our products to meet our customers' needs and to provide the best possible value. The above specifications are believed to be correct, are subject to change without notice and may otherwise vary from the above. Please call if you need verification of any specifications or the suitability of a particular product for a particular application.

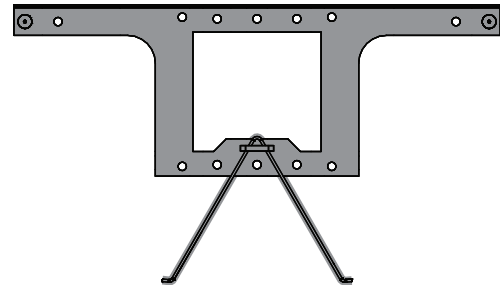
© American Time



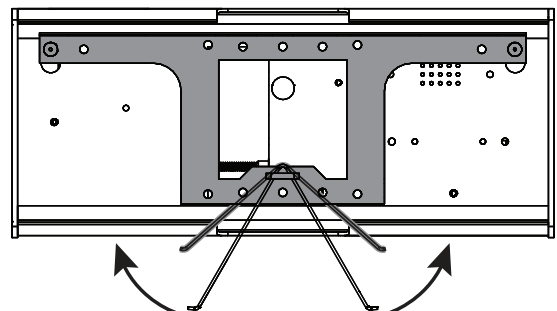
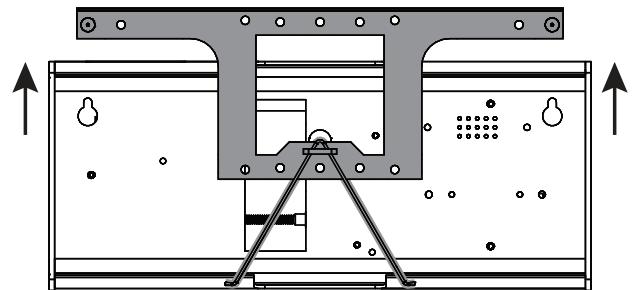
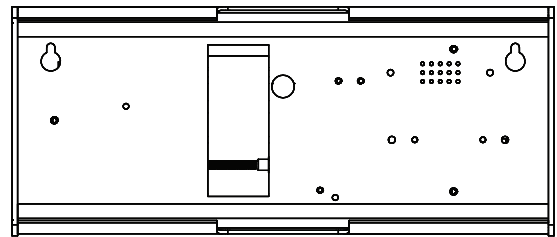
**A**=PoE connection  
(CAT 5 or higher  
Ethernet patch cable)  
**B**=Keyhole hanger  
**D**=Relay

## INSTALLATION

Watch the [video](#) for more information.



Included wall-mount bracket



## Optional Timer Control Station



### GENERAL INFORMATION

- Dimensions: .....4.63"h x 4.56"w x 1.25"d
- Weight.....0.27 lbs
- Distance of ATSTCS from clock:.....30' max. with 22 AWG stranded wire w/minimum 1/32" insulation
- Indications:.....2 second audible alarm (volume not adjustable)

### DESCRIPTION

The American Time Timer Control Station is used when measuring elapsed time is important. It can be wired to any 6-digit clock for UP/DOWN timing in Code Blue situations. The Code Blue feature provides an override that forces the clock into a special count-up elapsed time mode. No matter which of the three normal functions of the clock is being displayed, Code Blue input will cause the unit to begin counting elapsed time from 00:00:00. All other functions of the unit continue to operate in the background and will return to correct time after the count up duration.

Part #	Description
ATSTCS	Timer Control Station

