

## FEATURES

- 1 Year Warranty
- High torque outdoor movement
- Face diameter up to 48"
- Wired remote reset switches available

## GENERAL

**American Time®** Glo Dial clock movements are especially designed for outdoor operation and will keep correct time under all weather conditions. Precision-cut gears, slow-turning shafts and lubricants assure long maintenance-free operation. Motors used on Glo Dial movements are designed to carry a greater load than required and need no heaters or fans for extreme weather. Balanced hands come complete with hubs.

## DESCRIPTION

**American Time®** Glo Dial movements are a high torque movement capable of running hands for a dial diameter up to 48". Glo Dial movements come in either a long ( $4\frac{1}{2}$ ") or short ( $2\frac{3}{16}$ ") shaft length to meet customer needs. Wired remote reset switches enable customers to fast advance the clock for time setting or to stop the clock for any reason. Reset switches are available for indoor or outdoor applications. Glo Dial movements are supplied with a heavy-duty galvanized backbox  $6\frac{3}{8}$ "h x  $6\frac{3}{8}$ "w x  $3\frac{1}{4}$ "d.

## ORDERING INFORMATION

### Model # Description

Movements	
N12930	Manual reset-short shaft
N12932	Manual reset-long shaft
N12931	Remote reset-short shaft
N12933	Remote reset-long shaft


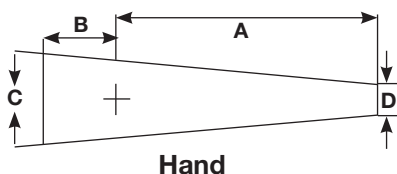
**Note:** Available in 220v, 50hz. Add **220V50** to the end of the Model #.

### Accessories

CRS12901	Outdoor reset switch
CRS970	Indoor reset switch
H000107	Indoor keyed reset switch

Hands		A	B	C	D
CH911	18" minute hand	$8\frac{3}{4}$ "	$2\frac{11}{16}$ "	$1\frac{1}{2}$ "	$1\frac{3}{16}$ "
CH910	18" hour hand	$6\frac{3}{4}$ "			
CH913	24" minute hand	$10\frac{7}{8}$ "	$3\frac{1}{4}$ "	2"	$1\frac{3}{16}$ "
CH914	24" hour hand	$7\frac{1}{4}$ "			
CH919	30" minute hand	14"	$4\frac{1}{4}$ "	$2\frac{1}{4}$ "	1"
CH918	30" hour hand	$10\frac{1}{2}$ "			
CH923	36" minute hand	$16\frac{3}{8}$ "	$4\frac{3}{4}$ "	$2\frac{3}{4}$ "	$1\frac{3}{4}$ "
CH922	36" hour hand	$10\frac{7}{8}$ "			
CH927	48" minute hand	$21\frac{7}{8}$ "	$6\frac{1}{4}$ "	$3\frac{3}{4}$ "	$1\frac{7}{8}$ "
CH926	48" hour hand	$14\frac{9}{16}$ "			
CJ29000	Hub kit (required if making your own hands)				

**Note:** If making hands, maximum combined hand weight may not exceed 19.9 oz.



## SPECIFICATIONS

**Run Motor:** 120vac, 60 Hz, 3 watt, .034 amps, 1 rpm

Torque - 15"/lb. +10/-5/lbs.

**Reset Motor:** 120vac, 60 Hz, 6 watts, .089 amps, 2 rpm

### Reset Switches:

#### CRS12901

Max Switch Current: 15 amps at 120/24vac

Waterproof box and covers

Amber reset light

#### CRS970

Max Switch Current: 10 amps at 120vac

SPDT run/off/reset switch

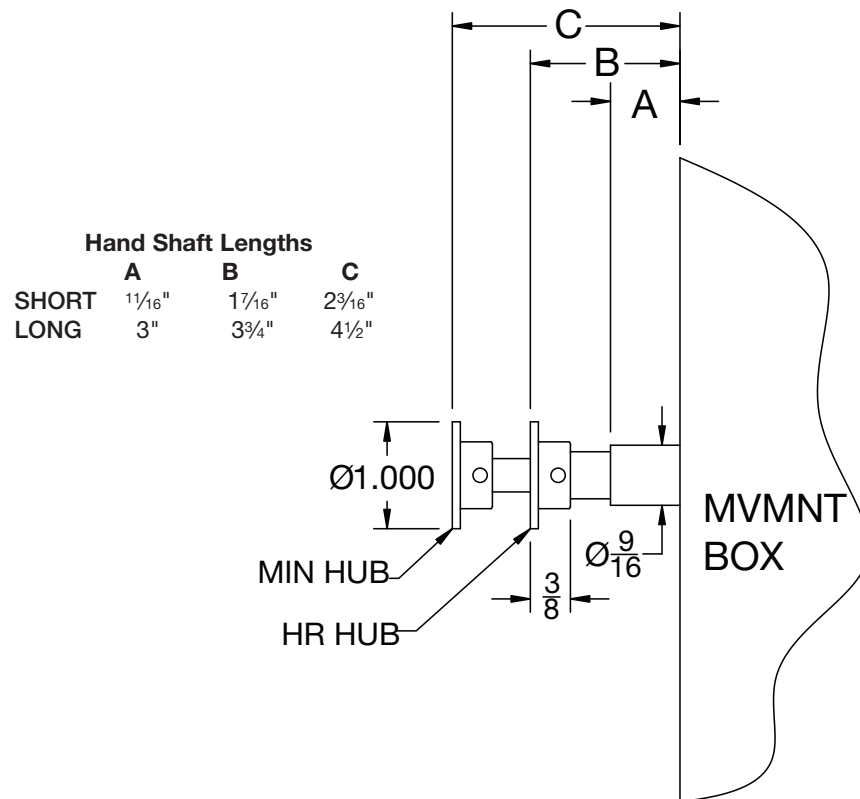
Red reset light

#### H000107

Max Switch Current: 3 amps at 120vac

SPDT run/off/reset switch

Removable keyed switch



At American Time, we continually strive to improve our products to meet our customers' needs and to provide the best possible value. The above specifications are believed to be correct, are subject to change without notice and may otherwise vary from the above. Please call if you need verification of any specifications or the suitability of a particular product for a particular application.

© American Time